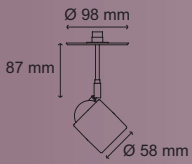


DIRIGIBLE A CÁNOPE PLANO

HALÓGENO - LOW VOLTAGE

CILINDRO

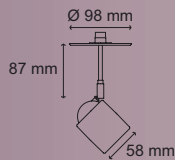


	CLAVE A	CLAVE B
☐	02-701-291	K-1051-0
◼	02-701-292	K-1051-1
◻	02-701-293	K-1051-2

No Incluido MR16 Incluida GX5.3 / 12V



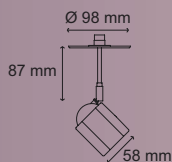
DADO



	CLAVE A	CLAVE B
☐	02-702-291	K-1052-0
◼	02-702-292	K-1052-1
◻	02-702-293	K-1052-2

No Incluido MR16 Incluida GX5.3 / 12V

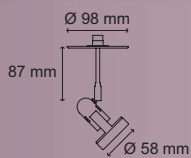
OCTÁGONO



	CLAVE A	CLAVE B
☐	02-703-291	K-1053-0
◼	02-703-292	K-1053-1
◻	02-703-293	K-1053-2

No Incluido MR16 Incluida GX5.3 / 12V

SIROCCO



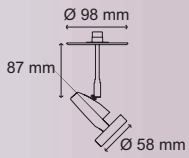
	CLAVE A	CLAVE B
☐	02-704-291	K-1056-0
◼	02-704-292	K-1056-1
◻	02-704-293	K-1056-2

No Incluido MR16 Incluida GX5.3 / 12V

DIRIGIBLE A CÁNOPE PLANO

HALÓGENO - LOW VOLTAGE

TITÁN

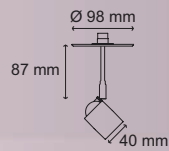


	CLAVE A	CLAVE B
☐	02-705-291	K-1057-0
■	02-705-292	K-1057-1
■	02-705-293	K-1057-2

No Incluido MR16 50W 3000 10 65x30 mm Empotrar Sobreponer
 Incluida GX5.3 / 12V



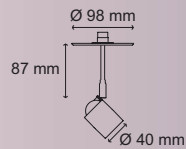
MINIDADO



	CLAVE A	CLAVE B
☐	02-706-291	K-1059-0
■	02-706-292	K-1059-1
■	02-706-293	K-1059-2

No Incluido MR11 35W 3000 10 65x30 mm Empotrar Sobreponer
 Incluida G4 / 12V

MINICILINDRO



	CLAVE A	CLAVE B
☐	02-707-291	K-1058-0
■	02-707-292	K-1058-1
■	02-707-293	K-1058-2

No Incluido MR11 35W 3000 10 65x30 mm Empotrar Sobreponer
 Incluida G4 / 12V